

TREASURY OF THE REPUBLIC OF LATVIA

Latvia's government securities auctions review

1. DOMESTIC SECURITIES

26.05.2021

1.1. COMPETITIVE MULTI - PRICE AUCTION RESULTS

Date of Auction	Term to Maturity (days)	Original maturity	ISIN code (LV 00005)	Number of participants	Treasury Offer	Bids Total	Sold Amount	Bid-to-cover ratio	Max admissible yield specified by Treasury (%)	Average Annual Yield (%)	Coupon (%)	Currency
01.07.2020	625	2 years	50101	4		225 450 000	20 000 000	11.3	-0.125	-0.150	0.000	EUR
	2556	7 years	70182	4		66 550 000	20 000 000	3.3	0.150	0.092	0.000	EUR
15.07.2020	1659	5 years	70174	4		159 610 000	20 000 000	8.0	-0.050	-0.070	0.000	EUR
29.07.2020	2528	7 years	70182	4		118 800 000	20 000 000	5.9	0.050	0.009	0.000	EUR
09.09.2020	2486	7 years	70182	4		105 000 000	20 000 000	5.3	0.030	0.008	0.000	EUR
23.09.2020	2472	7 years	70182	4		120 600 000	20 000 000	6.0	0.010	-0.003	0.000	EUR

1.2. FIXED RATE (UNCOMPETITIVE) AUCTION RESULTS

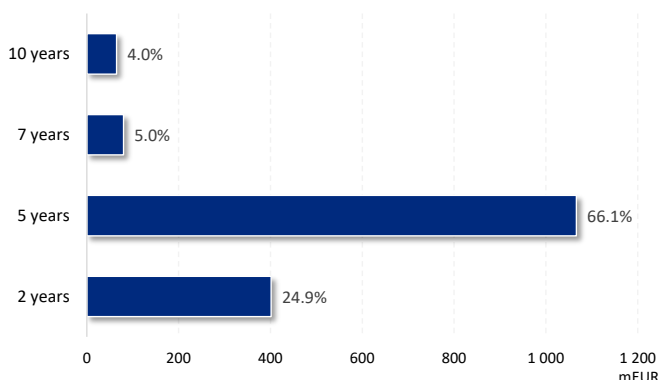
Date of Auction	Term to Maturity (days)	Original maturity	ISIN code (LV 00005)	Number of participants	Treasury Offer	Bids Total	Sold Amount	Bid-to-cover ratio	State Institution Fund Investments (Sold Amount)	Average Annual Yield (%)	Coupon (%)	Currency
19.02.2020	1806	5 years	70174	3		32 001 000	4 000 000	8.0		-0.050	0.000	EUR
18.03.2020	730	2 years	50101	2		15 500 000	13 000 000	1.2		-0.129	0.000	EUR
25.03.2020	723	2 years	50101	1		2 000 000	2 000 000	1.0		0.014	0.000	EUR

1.3. COMPETITIVE MULTI-PRICE BUY-BACK AUCTION RESULTS

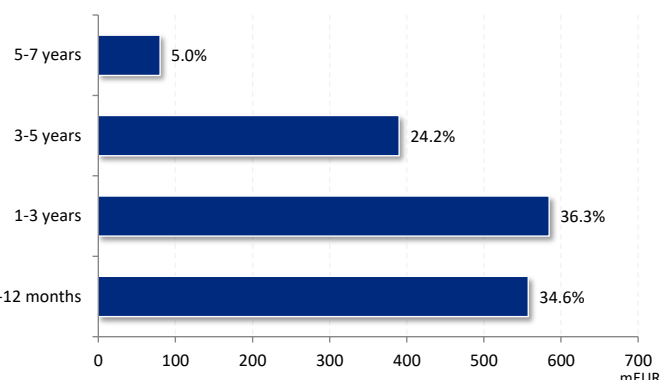
Date of Auction	Term to Maturity (days)	Original maturity	ISIN code (LV 00005)	Number of participants	Treasury Max Order	Total ask value	Total value bought back	Bought back value cover ratio	Best admissible yield specified by Treasury (%)	Average Annual Yield (%)	Coupon (%)	Currency
26.09.2018	139	3 years	60076	2	180 000 000	12 013 000	7 010 000	1.7	-0.250	-0.150	0.000	EUR
29.05.2019	176	5 years	70125	3	75 000 000	9 001 000	6 001 000	1.5	-0.300	-0.199	1.875	EUR

Government domestic securities outstanding (mill 1 612.2)

by original maturity



by remaining maturity



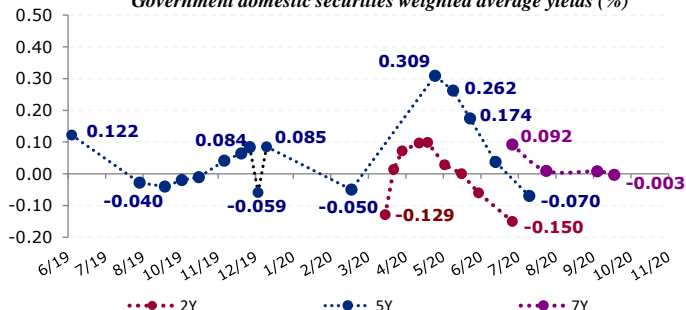
2. DOMESTIC GMTN NOTES **

COMPETITIVE MULTI - PRICE AUCTION RESULTS

Date of Auction	Maturity date	ISIN	Amount outstanding before auction	Number of participants	Treasury Offer (up to & including)	Bids Total	Sold Amount	Bid-to-cover ratio	Max admissible yield specified by Treasury (%)	Average Annual Yield (%)	Coupon (%)	Currency
14.10.2020	07.10.2026	XS1501554874	1 500 000 000	4	20 000 000	151 500 000	20 000 000	7.6	-0.300	-0.326	0.375	EUR
04.11.2020	07.10.2026	XS1501554874	1 520 000 000	4	20 000 000	113 000 000	20 000 000	5.7	-0.300	-0.353	0.375	EUR
06.01.2021	30.05.2028	XS1829276275	500 000 000	4	25 000 000	92 000 000	17 000 000	5.4	-0.260	-0.268	1.125	EUR
13.01.2021	23.09.2025	XS1295778275	500 000 000	4	25 000 000	116 750 000	25 000 000	4.7	-0.380	-0.393	1.375	EUR
20.01.2021	30.05.2028	XS1829276275	517 000 000	5	25 000 000	116 250 000	24 750 000	4.7	-0.260	-0.277	1.125	EUR
03.02.2021	23.09.2025	XS1295778275	525 000 000	5	25 000 000	100 250 000	25 000 000	4.0	-0.390	-0.422	1.375	EUR
17.02.2021	30.05.2028	XS1829276275	541 750 000	5	25 000 000	106 000 000	25 000 000	4.2	-0.220	-0.253	1.125	EUR
24.03.2021	07.10.2026	XS1501554874	1 540 000 000	5	25 000 000	59 750 000	25 000 000	2.4	-0.260	-0.295	0.375	EUR
14.04.2021	23.09.2025	XS1295778275	550 000 000	5	25 000 000	116 100 000	25 000 000	4.6	-0.340	-0.372	1.375	EUR
28.04.2021	17.03.2031	XS2317123052	1 250 000 000	5	25 000 000	64 000 000	25 000 000	2.6	0.045	0.034	0.000	EUR
12.05.2021	17.03.2031	XS2317123052	1 275 000 000	5	25 000 000	40 500 000	10 500 000	3.9	0.120	0.115	0.000	EUR
26.05.2021	23.09.2025	XS1295778275	575 000 000	5	25 000 000	83 000 000	25 000 000	3.3	-0.240	-0.269	1.375	EUR

** more detailed information regarding domestic GMTN Notes and GMTN Notes is available here: [Securities in international capital markets](#)

Government domestic securities weighted average yields (%)



Government domestic GMTN bonds auction weighted average yields (%)

